

Paperless Recorder

Datasheet

SUP-R4000D/SUP-R6000D

This version is suitable for two models, the only difference is that SUP-R4000D is blue screen

SUP-R6000D is featured with outstanding performance and easy operating Function along with high visibility Color LCD display, universal inputs with high speed of sampling rate and accuracy. Measured data is stored into memory and can be analyzed on PC through communication.

Basic Functions

- Up to 16 channels of universal input
- UP to 12 Alarm Output Relays
- With 24V Power distribution Output
- Communication type: RS485, RS232C.
- With a USB data transfer interface



Display & Operation

- Multiple display Function : choose the display your way
- Use date and time calendar search functions to Review historical data .
- 5.6 inch TFT color LCD (320 x 240pixels)

Reliability and Security

- Dust- and splash-proof front panel
- Power Fail Safeguard: All the data stored in Flash memory, make sure that all the historical data and configuration parameters will not lost when power fail. Real time clock power supply by lithium batteries.

Data Acquisition Software

- Software for varieties of tasks : analysis, settings, and acquisition

Power supply

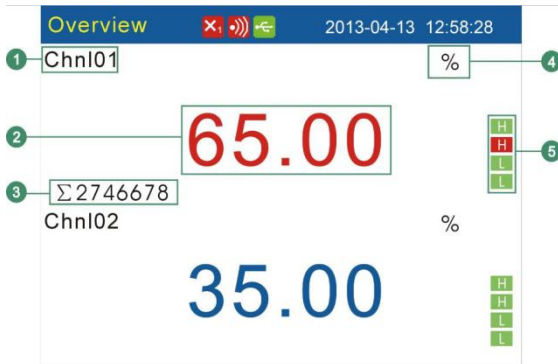
- Voltage range: 220VAC or 24VDC
Frequency: 50Hz \pm 1%

Normal operating condition

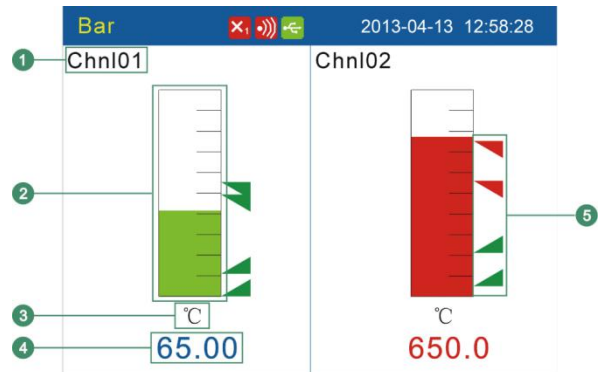
- Temperature: 23 \pm 2°C
Humidity: 55% \pm 10%RH

Display

1. Overview screen

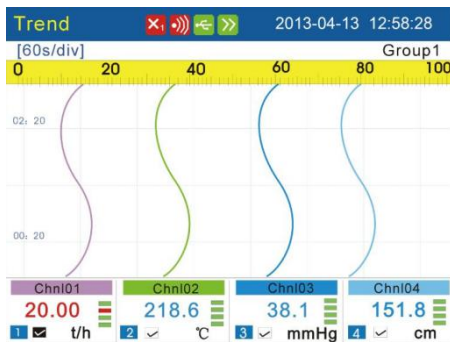


2. Bar Graph Display

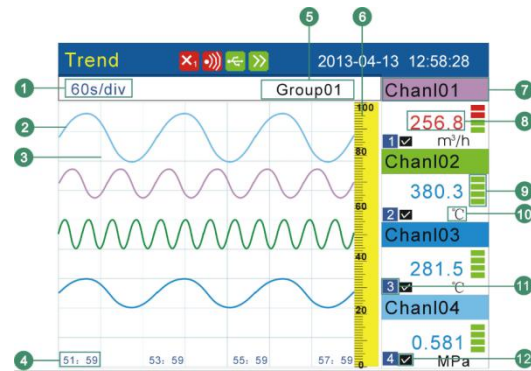


2. Trend screen

Trend display (Vertical)

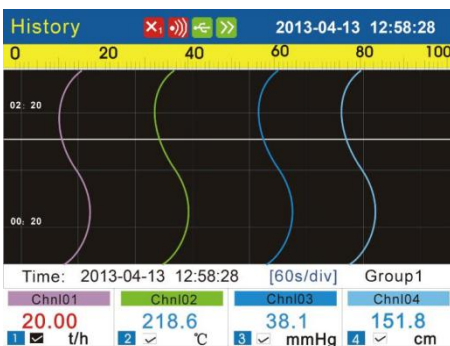


Trend display (Horizontal)

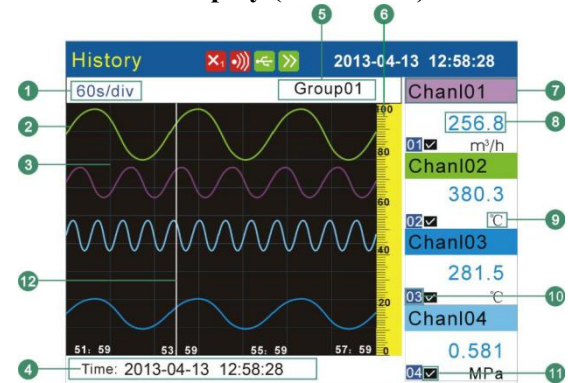


3. History screen

Trend display (Vertical)



Trend display (Horizontal)



5. Alarm summary

Chn1	Start	Stop	Type
01	2013-03-15 10: 12: 43	2013-03-15 10: 12: 44	LL
02	2013-03-15 10: 12: 45	2013-03-15 10: 12: 46	L
04	2013-03-15 10: 12: 47	2013-03-15 10: 12: 48	LL
03	2013-03-15 10: 12: 49	2013-03-15 10: 12: 50	L
02	2013-03-15 10: 12: 51	2013-03-15 10: 12: 52	LL

6. Report

01:00	09:00	17:00
02:00	10:00	18:00
03:00	11:00	19:00
04:00	12:00	20:00
05:00	13:00	21:00
06:00	14:00	22:00
07:00	15:00	23:00
08:00	16:00	00:00

Σ 3.69 Daily Sum : 0.00

Date: 2013-04-12 Chnl: Chnl01 Print

Storage Function

External Storage Media and Internal Memory

The capacity of the internal memory for acquiring display data is 6 MB.

Various data can be saved to the U disk. The capacity is from 256MB to 1GB.

Scan Interval and Saving Interval

The scan interval of signal is fixed at 1s. The measuring and computing are completed in every scan interval. Display data is generated by these data.

All measured or computed data sampled can be saved to internal memory by saving interval.

Saving Data to Internal Memory

The display data are saved to internal memory continuously by saving interval.

If the instrument is unplugged, the data that lost while unplugged will be complemented

Analog Output Function

Transmitter Output

The signal type of transmitter output is 4-20mA. The instrument provides 4 channels transmitter output. The maximum load of each channel can be drover is 750 Ω

Communication Function

RS232C/RS485 Interface

RS232C or RS485 can be select when the instrument communicates with PC.

By using the MODBUS - RTU protocol, measured/computed data written to the instrument's input register can be read by the PC.

The OPC software also provides for users, you can use it to connect the general HMI software like iFix, inTouch.Etc.

Ordering code

SUP-R6000D Paperless recorder											
Model	Form										Specification
RX	2	_A	_	_	_	_	_	_	_	_	No.
		2									2 channel input
		4									4 channel input
		6									6 channel input
		8									8 channel input
		10									10 channel input
		16									16 channel input
Frequency Input			F0								None
			F1								1 frequency input
			F2								2 frequency input
Alarm output				0							None
				2							2 channel alarm output
				4							4 channel alarm output
				12							12 channel alarm output
Flow operation					O						None
					L						Flow operation
					F						Temperature compensation
Communication						T0					None
						T1					RS-232
						T2					RS-485
						T3					RS-232 printing
Power distribution							P0				None
							P1				1 channel
							P2				2 channel
							P3				3 channel
							P4				4 channel
Analog output								A0			None
								A1			1 channel analog output
								A2			2 channel analog output
								A3			3 channel analog output
								A4			4 channel analog output
USB connection									0		None

Supmea



Supmea

Meacon Automation | Sinomeasure Instrument | Asmik Sensor

Hangzhou Supmea Automation Co.,Ltd

Tel: 86-15158063876 E-mail: sales@supmea.com

Add: No.600, No.6 Street, Hangzhou Economic & Technological Development Area, Hangzhou, China

Website: www.supmea.com